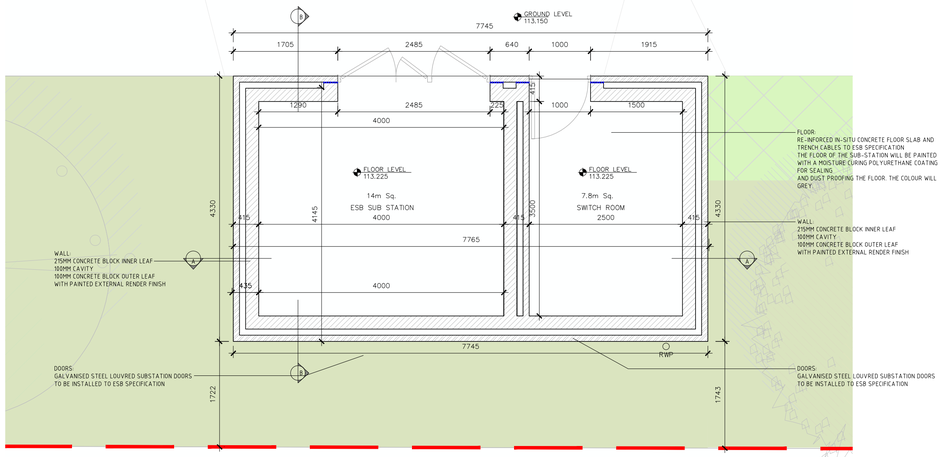

01 PA-400 Proposed Substation and Stwitch Room Plan
1:50

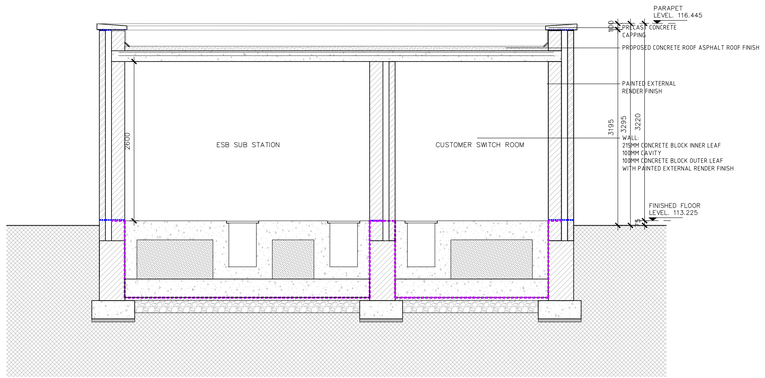

02 PA-400 Proposed Section A-A
1:50

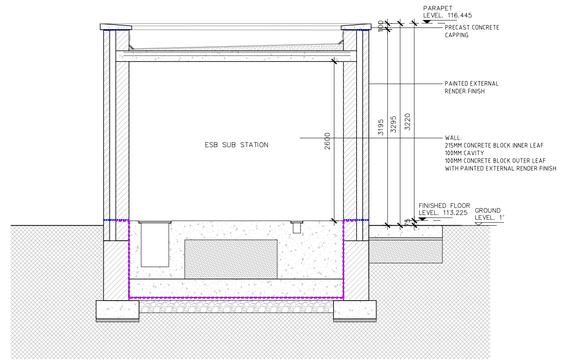

03 PA-400 Proposed Section B-B
1:50

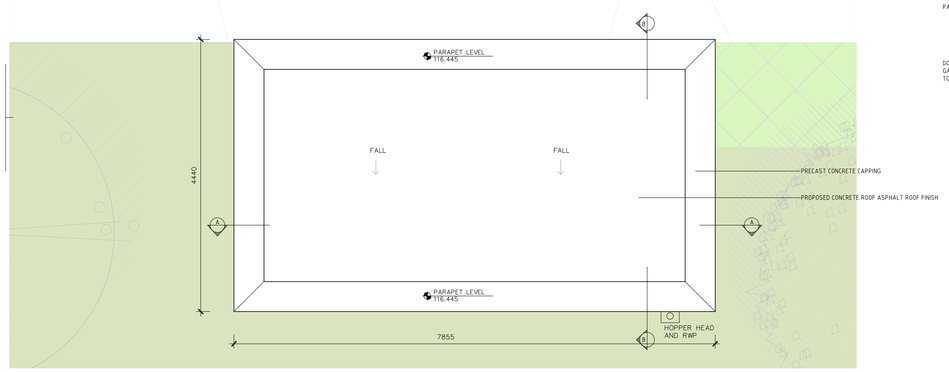

04 PA-400 Proposed Substation and Stwitch Room Roof Plan
1:50

05 PA-400 Proposed Front (East) Elevation
1:50

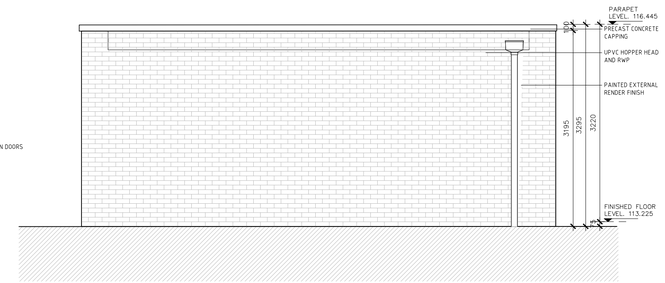

06 PA-400 Proposed Rear (West) Elevation
1:50

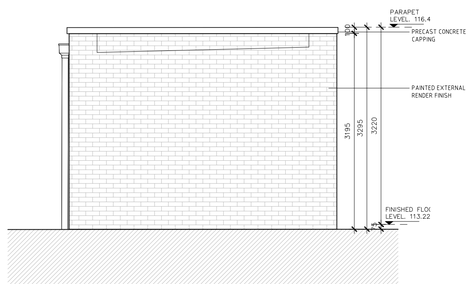

07 PA-400 Proposed Side (South) Elevation
1:50

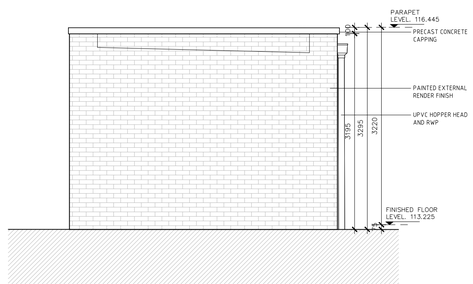

08 PA-400 Proposed Side (North) Elevation
1:50

NOTES:

Do not scale from this drawing.

Any discrepancies found on site to be reported to Darmody Architects immediately.

Any discrepancies found on drawings to be reported to Darmody Architects immediately.

Refer to engineers drawings for structural details.

All dimensions sized to blockwork.

Rev.	Description.	Date.	Initials.

XREF'S
CAD REF.

DRAWING KEY

SCALE BAR

0 05

DRAWING KEY

creative innovative flexible

darmody architecture

91 Townsend Street, Dublin 2
353 1 672 9907
info@darmodyarchitecture.com
darmodyarchitecture.com

Rev. No.	Scale	Date	Drn. By	Chkd. By	Issue
	1:50 @ A1	05/06/2024	Savva Zakharov	Tim Darmody	PLANNING

Project.
Modifications to Parklands Pointe Apartments SHD ABP-305563-19
Fortunestown Lane,Saggart, Co.Dublin.

Title.
Proposed Sub Station and Switch Room
Plans, Elevations and Sections

Client.
Greenacre Residential DAC

Dwg. No. PA-400

Job No. 23040-1